

Trawlwire 6 x 19 Seale + FC

6 x (1 - 9 - 9) + FC

- ▶ Højre krydsslået – Formlagt.
- ▶ Galvaniseret.
- ▶ Materialebrudstyrke: 1570/1770 N/mm²

Trawl Warps 6 x 19 Seale + FC


6 x (1 - 9 - 9) + FC

- ▶ Right hand regular lay - Preformed.
- ▶ Galvanized.
- ▶ Tensile strength: Dual 1570/1770 N/mm²

Varenr. Code no.	Nom. dimension		Konstruktion Construction	Ståleareal Steel area mm ²	Ca. vægt Approx. mass kg/m	Min. eff. brudstyrke Min. Breaking Load	
	mm	Inch*				kN	kp
S19-0100-001M	10,0	13/32	6 x 19 SE + FC	40,0	0,37	54,0	5.500
S19-0120-001M	12,0	15/32	6 x 19 SE + FC	55,4	0,51	75,0	7.650
S19-0140-001M	14,0	9/16	6 x 19 SE + FC	75,0	0,69	102,0	10.400
S19-0160-004M	16,0	5/8	6 x 19 SE + FC	97,0	0,89	131,5	13.400
S19-0180-004M	18,0	23/32	6 x 19 SE + FC	123,1	1,13	166,8	17.000
S19-0200-004M	20,0	13/16	6 x 19 SE + FC	158,2	1,45	213,9	21.800
S19-0220-004M	22,0	7/8	6 x 19 SE + FC	191,1	1,75	258,0	26.300
S19-0240-004M	24,0	15/16	6 x 19 SE + FC	222,7	2,04	301,2	30.700
S19-0260-004M	26,0	1	6 x 19 SE + FC	277,6	2,54	375,7	38.300
S19-0280-004M	28,0	1 1/8	6 x 19 SE + FC	305,9	2,80	414,0	42.200
S19-0300-004M	30,0	1 3/16	6 x 19 SE + FC	361,2	3,30	488,5	49.800
S19-0320-004M	32,0	1 1/4	6 x 19 SE + FC	418,3	3,82	566,0	57.700
S19-0340-004M	34,0	1 3/8	6 x 19 SE + FC	449,9	4,12	601,4	61.300

* De angivne dimensioner er vejledende.
Ikke angivne dimensioner på forespørgsel.

* Dimensions stated for information only.
Other dimensions on request.



Ranco Trawlwire 6 x 19 Seale + FC

6 x (1 - 9 - 9) + FC

- ▶ Højre krydsslået – Formlagt.
- ▶ Galvaniseret.
- ▶ Materialebrudstyrke: 1570/1770 N/mm²

Ranco Trawl Warps 6 x 19 Seale + FC

6 x (1 - 9 - 9) + FC


- ▶ Right hand regular lay - Preformed.
- ▶ Galvanized.
- ▶ Tensile strength: Dual 1570/1770 N/mm²

Varenr. Code no.	Nom. dimension		Konstruktion Construction	Ståleareal Steel area mm ²	Ca. vægt Approx. mass kg/m	Min. eff. brudstyrke Min. Breaking Load	
	mm	Inch*				kN	kp
S19-0100-008S	10,0	13/32	6 x 19 SE + FC	40,0	0,37	54,0	5.500
S19-0120-008S	12,0	15/32	6 x 19 SE + FC	55,4	0,51	75,0	7.650
S19-0140-008S	14,0	9/16	6 x 19 SE + FC	75,0	0,69	102,0	10.400
S19-0160-00JS	16,0	5/8	6 x 19 SE + FC	97,0	0,89	131,5	13.400
S19-0180-00JS	18,0	23/32	6 x 19 SE + FC	123,1	1,13	166,8	17.000
S19-0200-00JS	20,0	13/16	6 x 19 SE + FC	158,2	1,45	213,9	21.800
S19-0220-00JS	22,0	7/8	6 x 19 SE + FC	191,1	1,75	258,0	26.300
S19-0240-00JS	24,0	15/16	6 x 19 SE + FC	222,7	2,04	301,2	30.700
S19-0260-00JS	26,0	1	6 x 19 SE + FC	277,6	2,54	375,7	38.300
S19-0280-00JS	28,0	1 1/8	6 x 19 SE + FC	305,9	2,80	414,0	42.200
S19-0300-00JS	30,0	1 3/16	6 x 19 SE + FC	361,2	3,30	488,5	49.800
S19-0340-00JS	32,0	1 1/4	6 x 19 SE + FC	418,3	3,82	566,0	57.700
S19-0320-00JS	34,0	1 3/8	6 x 19 SE + FC	449,9	4,12	601,4	61.300

* De angivne dimensioner er vejledende.
Ikke angivne dimensioner på forespørgsel.

* Dimensions stated for information only.
Other dimensions on request.

1



Trawlwire 6 x 19 Seale + IWRC

6 x (1 - 9 - 9) + IWRC

- ▶ Højre krydsslået - Formlagt
- ▶ Galvaniseret
- ▶ Materialebrudstyrke: 1570/1770 N/mm²

Trawl Warps 6 x 19 Seale + IWRC


6 x (1 - 9 - 9) + IWRC

- ▶ Right hand ordinary lay - Preformed
- ▶ Galvanized
- ▶ Tensile strength: Dual 1570/1770 N/mm²

Varenr. Code no.	Nom. dimension		Konstruktion Construction	Stålareal Steel area mm ²	Ca. vægt Approx. weight kg/m	Min. eff. brudstyrke Min. breaking load	
	mm	inch*				kN	kp
S19-0120-601M	12,0	15/32	6 x 19 SE + IWRC	62,4	0,55	82,4	8.400
S19-0140-601M	14,0	9/16	6 x 19 SE + IWRC	85,2	0,74	108,9	11.100
S19-0160-604M	16,0	5/8	6 x 19 SE + IWRC	109,8	0,98	145,2	14.800
S19-0180-604M	18,0	23/32	6 x 19 SE + IWRC	139,6	1,24	184,4	18.800
S19-0200-604M	20,0	13/16	6 x 19 SE + IWRC	179,7	1,60	238,4	24.300
S19-0220-604M	22,0	7/8	6 x 19 SE + IWRC	215,8	1,92	286,4	29.200
S19-0240-604M	24,0	15/16	6 x 19 SE + IWRC	252,9	2,25	335,5	34.200
S19-0260-604M	26,0	1	6 x 19 SE + IWRC	315,0	2,81	416,9	42.500
S19-0280-604M	28,0	1 1/8	6 x 19 SE + IWRC	350,6	3,12	465,0	47.400
S19-0300-604M	30,0	1 3/16	6 x 19 SE + IWRC	409,9	3,66	543,5	55.400
S19-0320-604M	32,0	1 1/4	6 x 19 SE + IWRC	475,3	4,23	630,8	64.300
S19-0340-604M	34,0	1 3/8	6 x 19 SE + IWRC	516,6	4,60	701,4	71.500

* De angivne dimensioner er vejledende.
Ikke angivne dimensioner på forespørgsel.

* Dimensions stated for information only.
Other dimensions on request.



Kompakt 6 x 19 Seale + FC


6 x (1 - 9 - 9) + FC

- ▶ Højre krydsslået - Formlagt
- ▶ Galvaniseret
- ▶ Materialebrudstyrke: 1570/1770 N/mm²

Compact 6 x 19 Seale + FC

6 x (1 - 9 - 9) + FC

- ▶ Right hand ordinary lay - Preformed
- ▶ Galvanized
- ▶ Tensile strength: Dual 1570/1770 N/mm²



Kompakt 6 x 25 Seale + FC

6 x (1-6 / 9 - 9) + FC

- ▶ Højre krydsslået - Formlagt
- ▶ Galvaniseret
- ▶ Materialebrudstyrke: 1570/1770 N/mm²

Compact 6 x 25 Seale + FC

6 x (1-6 / 9 - 9) + FC


- ▶ Right hand ordinary lay - Preformed
- ▶ Galvanized
- ▶ Tensile strength: Dual 1570/1770 N/mm²

Varenr. Code no.	Nom. dimension		Konstruktion Construction	Stålareal Steel area mm ²	Ca. vægt Approx. weight kg/m	Min. eff. brudstyrke Min. breaking load	
	mm	inch*				kN	kp
C19-0100-004M	10,0	13/32	6 x 19 SE + FC	52,9	0,47	75,5	7.700
C19-0110-004M	11,0	7/16	6 x 19 SE + FC	60,3	0,54	87,3	8.900
C19-0120-004M	12,0	15/32	6 x 19 SE + FC	68,3	0,61	99,1	10.100
C19-0140-004M	14,0	9/16	6 x 19 SE + FC	90,5	0,82	131,5	13.400
C19-0160-004M	16,0	5/8	6 x 19 SE + FC	121,6	1,08	175,6	17.900
C19-0180-004M	18,0	23/32	6 x 19 SE + FC	150,7	1,36	217,8	22.200
C25-0200-004M	20,0	13/16	6 x 25 SE + FC	177,2	1,61	255,1	26.000
C25-0220-004M	22,0	7/8	6 x 25 SE + FC	208,0	1,88	299,2	30.500
C25-0240-004M	24,0	15/16	6 x 25 SE + FC	242,5	2,19	348,3	35.500
C25-0260-004M	26,0	1	6 x 25 SE + FC	278,4	2,52	400,2	40.800
C25-0265-004M	26,5	1 1/32	6 x 25 SE + FC	305,0	2,75	437,5	44.600
C25-0280-004M	28,0	1 1/8	6 x 25 SE + FC	336,2	3,03	482,7	49.200
C25-0300-004M	30,0	1 3/16	6 x 25 SE + FC	384,5	3,47	552,3	56.300
C25-0320-004M	32,0	1 1/4	6 x 25 SE + FC	443,2	4,00	638,6	65.100
C27-0340-004M	34,0	1 3/8	6 x 27 SE + FC	496,8	4,50	716,1	73.000
C27-0360-004M	36,0	1 13/32	6 x 27 SE + FC	525,0	4,77	759,3	77.400
C29-0380-004M	38,0	1 1/2	6 x 29 SE + FC	613,7	5,57	885,8	90.300
C29-0400-004M	40,0	1 9/16	6 x 29 SE + FC	681,6	6,00	987,9	100.700
C29-0420-004M	42,0	1 5/8	6 x 29 SE + FC	753,7	6,83	1096,8	111.800
C29-0440-004M	44,0	1 3/4	6 x 29 SE + FC	818,0	7,43	1190,9	121.400

* De angivne dimensioner er vejledende.
Ikke angivne dimensioner på forespørgsel.

* Dimensions stated for information only.
Other dimensions on request.

1



Kompakt Ranco 6 x 19 Seale + IWRC


6 x (1 - 9 - 9) + IWRC

- ▶ Højre krydsslået - Formlagt
- ▶ Galvaniseret
- ▶ Materialebrudstyrke: 1570/1770 N/mm²

Compact Ranco 6 x 19 Seale + IWRC

6 x (1 - 9 - 9) + IWRC

- ▶ Right hand ordinary lay - Preformed
- ▶ Galvanized
- ▶ Tensile strength: Dual 1570/1770 N/mm²



Kompakt Ranco 6 x 25 Seale + IWRC

6 x (1 - 6 / 9 - 9) + IWRC

- ▶ Højre krydsslået - Formlagt
- ▶ Galvaniseret
- ▶ Materialebrudstyrke: 1570/1770 N/mm²

Compact Ranco 6 x 25 Seale + IWRC

6 x (1 - 6 / 9 - 9) + IWRC

- ▶ Right hand ordinary lay - Preformed
- ▶ Galvanized
- ▶ Tensile strength: Dual 1570/1770 N/mm²

Varenr. Code no.	Nom. dimension		Konstruktion Construction	Stålareal Steel area mm ²	Ca. vægt Approx. weight kg/m	Min. eff. brudstyrke Min. breaking load	
	mm	inch*				kN	kp
C19-0140-30LM	14,0	9/16	6 x 19 SE + IWRC	103,5	0,90	151,1	15.400
C19-0160-30LM	16,0	5/8	6 x 19 SE + IWRC	139,4	1,21	203,1	20.700
C19-0180-30LM	18,0	23/32	6 x 19 SE + IWRC	174,1	1,52	254,1	25.900
C25-0200-30LM	20,0	13/16	6 x 25 SE + IWRC	214,0	1,88	303,1	30.900
C25-0220-30LM	22,0	7/8	6 x 25 SE + IWRC	241,3	2,12	354,1	36.100
C25-0240-30LM	24,0	15/16	6 x 25 SE + IWRC	284,7	2,50	414,0	42.200
C25-0260-30LM	26,0	1	6 x 25 SE + IWRC	323,0	2,83	468,9	47.800
C25-0265-30LM	26,5	1 1/32	6 x 25 SE + IWRC	349,6	3,07	506,2	51.600
C25-0280-30LM	28,0	1 1/8	6 x 25 SE + IWRC	392,5	3,44	574,9	58.600
C25-0300-30LM	30,0	1 3/16	6 x 25 SE + IWRC	442,1	3,87	647,5	66.000
C25-0320-30LM	32,0	1 1/4	6 x 25 SE + IWRC	518,0	4,55	760,3	77.500
C27-0340-30LM	34,0	1 3/8	6 x 27 SE + IWRC	577,1	5,08	836,8	85.300
C27-0360-30LM	36,0	1 13/32	6 x 27 SE + IWRC	611,0	5,37	892,7	91.000
C29-0380-30LM	38,0	1 1/2	6 x 29 SE + IWRC	705,7	6,20	1030,1	105.000
C29-0400-30LM	40,0	1 9/16	6 x 29 SE + IWRC	785,7	6,90	1148,8	117.100
C29-0420-30LM	42,0	1 5/8	6 x 29 SE + IWRC	864,4	7,59	1265,5	129.000
C29-0440-30LM	44,0	1 3/4	6 x 29 SE + IWRC	935,4	8,21	1369,5	139.600